

2020-2021



Pathfinder  
Secretary  
Packet



[www.azsdayouth.com](http://www.azsdayouth.com)

# Table of Contents

---

- ❖ Pathfinder club charter application
- ❖ Pathfinder Yearly Staff Registration Form
- ❖ Pathfinder Membership List
- ❖ Teens in Leadership Training (TLT) Membership List
- ❖ Guidelines for volunteers (English and Spanish)
- ❖ Monthly Reports
- ❖ Final year-end report
- ❖ Yearly Points & Awards
- ❖ Investiture Requisition (For club use only)
- ❖ Pathfinder Club Membership Application (For club use only)
- ❖ Pathfinder Health Record (For club use only)
- ❖ Inspection Sheet
- ❖ Coordinator Contact Information
- ❖ Resources

# IMPORTANT DUE DATES

## Sep 17, 2020

### Due to Conference Office :

- ❖ Pathfinder Club Charter Application
- ❖ Yearly Staff Registration Form
- ❖ Pathfinder Membership List
- ❖ TLT Membership List
- ❖ Guidelines for Volunteers for EACH Staff member

Mail signed documents to Gabriela Corella to:  
Youth Ministries  
P.O. Box 12340 Scottsdale, AZ 85267 or email

signed documents to [gcorella@azconference.org](mailto:gcorella@azconference.org)

## October 10, 2020

- ❖ Complete Adventist Screening Verification of **ALL** Staff members/volunteers  
(<https://www.nadadventist.org/asv> )

## Feb 1st, 2021

- ❖ Club Inspection ( Serviced by your Area Coordinator )

## April 22, 2021

- ❖ Year-End Report ( Due to your Area Coordinator )

# Pathfinder Club Charter Application 2020-2021

Sponsoring Church \_\_\_\_\_

Club: \_\_\_\_\_ Date: \_\_\_\_/\_\_\_\_/\_\_\_\_

Elected Club Director \_\_\_\_\_ Birth Date \_\_\_\_\_

Mailing Address \_\_\_\_\_

Street/Apt # or PO Box A#

City

State

Zip

Home Phone \_\_\_\_\_ - \_\_\_\_\_ - \_\_\_\_\_ Work/Cell phone \_\_\_\_\_ - \_\_\_\_\_ - \_\_\_\_\_

Email (print clearly) \_\_\_\_\_

We resolve to always plan and operate our club to honor and glorify God, and we realize that the primary purpose of the Pathfinders is to lead youth to Jesus, to teach them to love Him, and to serve Him. We understand that the club is for the salvation, benefit and enjoyment of youth. We will follow church policies and cooperate with church leaders. We will work in harmony with our sponsoring church to make the club a soul winning and witnessing program.

We the undersigned, have read, understand, and are in full agreement with the Philosophy of Pathfinding and agree to support our club through those means with which the Lord has blessed this church, including finances, staff volunteers, securing a place to meet, transportation on outings, and other such needs as may arise in the fulfillment of this ministry, and to assist and support the work of the Pathfinder ministry in this conference and around the world.

## Signatures:

X \_\_\_\_\_

Church Pastor

X \_\_\_\_\_

Head Elder

X \_\_\_\_\_

Church Clerk or Treasurer

X \_\_\_\_\_

Club Director



**Pathfinder Area Coordinator:** I have met with the local club director and have approved his/her plans for the Pathfinder year.

X \_\_\_\_\_

Pathfinder Area Coordinator

Date \_\_\_\_/\_\_\_\_/\_\_\_\_

Enclosed are the following:

1. Completed Yearly Staff Registration List
2. Completed Yearly Pathfinder Membership List
3. Completed Yearly TLT Membership List
4. One "Volunteer Data Sheet" for each staff member 18 years old and over.

Youth Ministries  
P.O. Box 12340  
Scottsdale, AZ 85267

or email:  
gcorella@azconference.org



# 2020-2021 Staff Registration Form

This page must be submitted, with complete **Charter Application**, to the Arizona Youth Ministries Department to receive your certification. The following individuals are presently working as officers and staff of our club and desire to be registered with the Arizona Conference for the Pathfinder Year of 2020-2021.

Esta parte debe presentarse con la **Aplicación del club** y con  toda  la información de los voluntarios, para poder recibir su certificación. Las siguientes personas están trabajando actualmente como oficiales y personal de nuestro club y desean inscribirse en la Conferencia de Arizona para el año 2020-2021 de los Conquistadores.

- Important rule:** Do not recruit a volunteer who has been a church member for less than six months.
- Regla muy importante:** No incluya voluntario en el club si no han sido miembros de la iglesia por al menos 6 meses

Club Name: \_\_\_\_\_

Church: \_\_\_\_\_ Director's Name \_\_\_\_\_

**Title/Título** Director, Deputy Director, Secretary, Teacher, etc / Director, Director Asociado, Secretaria, Maestro, etc.

**MG:** Check "Y" if person is a Master Guide, and "N" if not.

\* If any of your club volunteers have not completed the "Adventist Screening Verification" in 2020, please ask them to complete the following form training: <https://www.ncsrisk.org/adventist/> we will also send them an email with this information to the email you will provide in this form.

\*Si alguno de los voluntarios de su club no ha completado "La verificación de antecedentes Adventista Sterling" en el 2020, favor de pedirles que completen su entrenamiento en el siguiente enlace: <https://www.ncsrisk.org/adventist/> Nosotros también enviaremos esta información al correo electrónico del voluntario que usted incluirá en esta forma.

1. Staff Name/Nombre: \_\_\_\_\_ Title/Título: \_\_\_\_\_

Email: \_\_\_\_\_ DOB/ Fecha de nacimiento \_\_\_\_\_

Telephone/Télefono: \_\_\_\_\_ Has this volunteer completed the "Adventist Screening Verification" in 2020?

Este voluntario ha completado los requisitos de la Verificación Sterling en el 2020? \_\_\_\_ Yes(Si) \_\_\_\_ No

2. Staff Name/Nombre: \_\_\_\_\_ Title/Título: \_\_\_\_\_

Email: \_\_\_\_\_ DOB/ Fecha de nacimiento \_\_\_\_\_

Telephone/Télefono: \_\_\_\_\_ Has this volunteer completed the "Adventist Screening Verification" in 2020?

Este voluntario ha completado los requisitos de la Verificación Sterling en el 2020? \_\_\_\_ Yes(Si) \_\_\_\_ No

3. Staff Name/Nombre: \_\_\_\_\_ Title/Título: \_\_\_\_\_

Email: \_\_\_\_\_ DOB/ Fecha de nacimiento \_\_\_\_\_

Telephone/Télefono: \_\_\_\_\_ Has this volunteer completed the "Adventist Screening Verification" in 2020?

Este voluntario ha completado los requisitos de la Verificación Sterling en el 2020? \_\_\_\_ Yes(Si) \_\_\_\_ No

**Title:** Director, Deputy Director, Secretary, etc

**MG:** Check "Y" if person is a Master Guide, and "N" if not.

**Yrs Service:** Write number of years serving in Adventurers or Pathfinders.

4. Staff Name/Nombre: \_\_\_\_\_ Title/Título: \_\_\_\_\_

Email: \_\_\_\_\_ DOB/ Fecha de nacimiento \_\_\_\_\_

Telephone/Télefono: \_\_\_\_\_ Has this volunteer completed the "Adventist Screening Verification" in 2020?

Este voluntario ha completado los requisitos de la Verificación Sterling en el 2020?  Yes(Si)  No

5. Staff Name/Nombre: \_\_\_\_\_ Title/Título: \_\_\_\_\_

Email: \_\_\_\_\_ DOB/ Fecha de nacimiento \_\_\_\_\_

Telephone/Télefono: \_\_\_\_\_ Has this volunteer completed the "Adventist Screening Verification" in 2020?

Este voluntario ha completado los requisitos de la Verificación Sterling en el 2020?  Yes(Si)  No

6. Staff Name/Nombre: \_\_\_\_\_ Title/Título: \_\_\_\_\_

Email: \_\_\_\_\_ DOB/ Fecha de nacimiento \_\_\_\_\_

Telephone/Télefono: \_\_\_\_\_ Has this volunteer completed the "Adventist Screening Verification" in 2020?

Este voluntario ha completado los requisitos de la Verificación Sterling en el 2020?  Yes(Si)  No

7. Staff Name/Nombre: \_\_\_\_\_ Title/Título: \_\_\_\_\_

Email: \_\_\_\_\_ DOB/ Fecha de nacimiento \_\_\_\_\_

Telephone/Télefono: \_\_\_\_\_ Has this volunteer completed the "Adventist Screening Verification" in 2020?

Este voluntario ha completado los requisitos de la Verificación Sterling en el 2020?  Yes(Si)  No

8. Staff Name/Nombre: \_\_\_\_\_ Title/Título: \_\_\_\_\_

Email: \_\_\_\_\_ DOB/ Fecha de nacimiento \_\_\_\_\_

Telephone/Télefono: \_\_\_\_\_ Has this volunteer completed the "Adventist Screening Verification" in 2020?

Este voluntario ha completado los requisitos de la Verificación Sterling en el 2020?  Yes(Si)  No

9. Staff Name/Nombre: \_\_\_\_\_ Title/Título: \_\_\_\_\_

Email: \_\_\_\_\_ DOB/ Fecha de nacimiento \_\_\_\_\_

Telephone/Télefono: \_\_\_\_\_ Has this volunteer completed the "Adventist Screening Verification" in 2020?

Este voluntario ha completado los requisitos de la Verificación Sterling en el 2020?  Yes(Si)  No

10. Staff Name/Nombre: \_\_\_\_\_ Title/Título: \_\_\_\_\_

Email: \_\_\_\_\_ DOB/ Fecha de nacimiento \_\_\_\_\_

Telephone/Télefono: \_\_\_\_\_ Has this volunteer completed the "Adventist Screening Verification" in 2020?

Este voluntario ha completado los requisitos de la Verificación Sterling en el 2020?  Yes(Si)  No



# 2020-2021 Membership List

This page must be submitted, with complete **Charter Application**, to the Arizona Youth Ministries Department to receive your certification.

The following individuals are presently enrolled as members of our club and desire to be registered with the Arizona Conference for the Pathfinder Year of 2020-2021.

Club Name: \_\_\_\_\_

Church: \_\_\_\_\_ Director's Name: \_\_\_\_\_

**PLEASE** **CIRCLE** **THE CURRENT CLASS**

1. Pathfinder: \_\_\_\_\_ Birthdate: \_\_\_\_\_

Current Class: Friend — Companion — Explorer — Ranger — Voyager — Guide — Master Guide Other: \_\_\_\_\_

2. Pathfinder: \_\_\_\_\_ Birthdate: \_\_\_\_\_

Current Class: Friend — Companion — Explorer — Ranger — Voyager — Guide — Master Guide Other: \_\_\_\_\_

3. Pathfinder: \_\_\_\_\_ Birthdate: \_\_\_\_\_

Current Class: Friend — Companion — Explorer — Ranger — Voyager — Guide — Master Guide Other: \_\_\_\_\_

4. Pathfinder: \_\_\_\_\_ Birthdate: \_\_\_\_\_

Current Class: Friend — Companion — Explorer — Ranger — Voyager — Guide — Master Guide Other: \_\_\_\_\_

5. Pathfinder: \_\_\_\_\_ Birthdate: \_\_\_\_\_

Current Class: Friend — Companion — Explorer — Ranger — Voyager — Guide — Master Guide Other: \_\_\_\_\_

6. Pathfinder: \_\_\_\_\_ Birthdate: \_\_\_\_\_

Current Class: Friend — Companion — Explorer — Ranger — Voyager — Guide — Master Guide Other: \_\_\_\_\_

7. Pathfinder: \_\_\_\_\_ Birthdate: \_\_\_\_\_

Current Class: Friend — Companion — Explorer — Ranger — Voyager — Guide — Master Guide Other: \_\_\_\_\_

8. Pathfinder: \_\_\_\_\_ Birthdate: \_\_\_\_\_

Current Class: Friend — Companion — Explorer — Ranger — Voyager — Guide — Master Guide Other: \_\_\_\_\_

9. Pathfinder: \_\_\_\_\_ Birthdate: \_\_\_\_\_

Current Class: Friend — Companion — Explorer — Ranger — Voyager — Guide — Master Guide Other: \_\_\_\_\_

**PLEASE CIRCLE THE CURRENT CLASS**

10. Pathfinder: \_\_\_\_\_ Birthdate: \_\_\_\_\_

Current Class: Friend — Companion — Explorer — Ranger — Voyager — Guide — Master Guide Other: \_\_\_\_\_

11. Pathfinder: \_\_\_\_\_ Birthdate: \_\_\_\_\_

Current Class: Friend — Companion — Explorer — Ranger — Voyager — Guide — Master Guide Other: \_\_\_\_\_

12. Pathfinder: \_\_\_\_\_ Birthdate: \_\_\_\_\_

Current Class: Friend — Companion — Explorer — Ranger — Voyager — Guide — Master Guide Other: \_\_\_\_\_

13. Pathfinder: \_\_\_\_\_ Birthdate: \_\_\_\_\_

Current Class: Friend — Companion — Explorer — Ranger — Voyager — Guide — Master Guide Other: \_\_\_\_\_

14. Pathfinder: \_\_\_\_\_ Birthdate: \_\_\_\_\_

Current Class: Friend — Companion — Explorer — Ranger — Voyager — Guide — Master Guide Other: \_\_\_\_\_

15. Pathfinder: \_\_\_\_\_ Birthdate: \_\_\_\_\_

Current Class: Friend — Companion — Explorer — Ranger — Voyager — Guide — Master Guide Other: \_\_\_\_\_

16. Pathfinder: \_\_\_\_\_ Birthdate: \_\_\_\_\_

Current Class: Friend — Companion — Explorer — Ranger — Voyager — Guide — Master Guide Other: \_\_\_\_\_

17. Pathfinder: \_\_\_\_\_ Birthdate: \_\_\_\_\_

Current Class: Friend — Companion — Explorer — Ranger — Voyager — Guide — Master Guide Other: \_\_\_\_\_

18. Pathfinder: \_\_\_\_\_ Birthdate: \_\_\_\_\_

Current Class: Friend — Companion — Explorer — Ranger — Voyager — Guide — Master Guide Other: \_\_\_\_\_

19. Pathfinder: \_\_\_\_\_ Birthdate: \_\_\_\_\_

Current Class: Friend — Companion — Explorer — Ranger — Voyager — Guide — Master Guide Other: \_\_\_\_\_

20. Pathfinder: \_\_\_\_\_ Birthdate: \_\_\_\_\_

Current Class: Friend — Companion — Explorer — Ranger — Voyager — Guide — Master Guide Other: \_\_\_\_\_

21. Pathfinder: \_\_\_\_\_ Birthdate: \_\_\_\_\_

Current Class: Friend — Companion — Explorer — Ranger — Voyager — Guide — Master Guide Other: \_\_\_\_\_

22. Pathfinder: \_\_\_\_\_ Birthdate: \_\_\_\_\_

Current Class: Friend — Companion — Explorer — Ranger — Voyager — Guide — Master Guide Other: \_\_\_\_\_

23. Pathfinder: \_\_\_\_\_ Birthdate: \_\_\_\_\_

Current Class: Friend — Companion — Explorer — Ranger — Voyager — Guide — Master Guide Other: \_\_\_\_\_



## 2020-2021 Teens in Leadership Training (TLT) Membership List

This page must be submitted (if you have a TLT Program), with complete **Charter Application**, to the Arizona Youth Ministries Department to receive your certification.

The following individuals are presently enrolled as Teens in Leadership Training with our club and desire to be registered with the Arizona Conference for the Pathfinder Year of 2020-2021.

Club Name: \_\_\_\_\_

Church: \_\_\_\_\_ Director's Name \_\_\_\_\_

1. Name: \_\_\_\_\_ Yrs Service \_\_\_\_  
Email: \_\_\_\_\_  
Telephone: \_\_\_\_\_
2. Name: \_\_\_\_\_ Yrs Service \_\_\_\_  
Email: \_\_\_\_\_  
Telephone: \_\_\_\_\_
3. Name: \_\_\_\_\_ Yrs Service \_\_\_\_  
Email: \_\_\_\_\_  
Telephone: \_\_\_\_\_
4. Name: \_\_\_\_\_ Yrs Service \_\_\_\_  
Email: \_\_\_\_\_  
Telephone: \_\_\_\_\_
5. Name: \_\_\_\_\_ Yrs Service \_\_\_\_  
Email: \_\_\_\_\_  
Telephone: \_\_\_\_\_
6. Name: \_\_\_\_\_ Yrs Service \_\_\_\_  
Email: \_\_\_\_\_  
Telephone: \_\_\_\_\_
7. Name: \_\_\_\_\_ Yrs Service \_\_\_\_  
Email: \_\_\_\_\_  
Telephone: \_\_\_\_\_

## TLT Membership List

8. Name: \_\_\_\_\_ Yrs Service \_\_\_\_  
Email: \_\_\_\_\_  
Telephone: \_\_\_\_\_
9. Name: \_\_\_\_\_ Yrs Service \_\_\_\_  
Email: \_\_\_\_\_  
Telephone: \_\_\_\_\_
10. Name: \_\_\_\_\_ Yrs Service \_\_\_\_  
Email: \_\_\_\_\_  
Telephone: \_\_\_\_\_
11. Name: \_\_\_\_\_ Yrs Service \_\_\_\_  
Email: \_\_\_\_\_  
Telephone: \_\_\_\_\_
12. Name: \_\_\_\_\_ Yrs Service \_\_\_\_  
Email: \_\_\_\_\_  
Telephone: \_\_\_\_\_
13. Name: \_\_\_\_\_ Yrs Service \_\_\_\_  
Email: \_\_\_\_\_  
Telephone: \_\_\_\_\_
14. Name: \_\_\_\_\_ Yrs Service \_\_\_\_  
Email: \_\_\_\_\_  
Telephone: \_\_\_\_\_
15. Name: \_\_\_\_\_ Yrs Service \_\_\_\_  
Email: \_\_\_\_\_  
Telephone: \_\_\_\_\_
16. Name: \_\_\_\_\_ Yrs Service \_\_\_\_  
Email: \_\_\_\_\_  
Telephone: \_\_\_\_\_

# GUIDELINES FOR VOLUNTEERS

Because our society is filled with pain, problems, and litigation caused by improper conduct of adults working with children and youth, it is imperative that those working with children in the churches have meaningful guidelines for conduct—to protect both themselves and those under their care. As a ministry volunteer, you want parents and others to feel comfortable and confident with you. Here are some practical guidelines:

1. **Never leave a child or group of children for whom you are responsible unattended.** Provide adequate supervision at all times, no matter what.
2. **ALWAYS have at least one other adult 18 or older with you when ministering to children.** If you find yourself in a situation where you are the only adult present, UNDER NO CIRCUMSTANCES should you allow yourself to be alone with one child. You will then need to find another person (which they do not have to be a pathfinder leader) and then continue.
3. **Always ask a person's permission before touching** him/her anywhere, even when responding to an injury or problem. This is especially true for any area that would normally be covered by a T-shirt and/or shorts. If an injury is within this area, make sure another adult works with you as you provide care.
4. **Refrain from physical and verbal attacks** and corporal punishment which are inappropriate behaviors and should never be used as discipline. "Time outs" or "sit-in-that-chair" may be helpful discipline methods to use with children.
5. **Children need to be touched appropriately.** However, keep hugs brief and "shoulder-to-shoulder" or "side to-side." Always keep your hands at (not below) the shoulder level. A caregiver kiss is to the forehead or cheek only—not elsewhere. For small children who like to sit on laps, encourage them to sit next to you.
6. **When taking small children to the bathroom**—take another adult along, or leave the door open.
7. **Be aware of the signs and symptoms of abuse;** be aware of the legal requirements in your locality for reporting child abuse. In nearly all places, a caregiver can be held legally responsible for failing to report suspected or actual child abuse.
8. **Be loving, kind, firm, and always thoroughly professional as a caregiver.** Working with children and youth at church is not only a privilege; it is also a deep responsibility that must be approached with utmost care. **As a volunteer, you are expected to participate in orientation and training programs conducted by the church or conference.**
9. Adventist Risk Management and the North American Division recommend the following rules for leaders. These serve as a protection to you and to your ministry against charges of abuse:
  - You must complete** "Adventist Screening Verification" online at <https://www.nadadventist.org/asv> Please contact your church for further information regarding this online Child Safety Training. Also, complete the Volunteer Ministry Information form located in the Secretary Packet.
  - The six-month rule.** Do not recruit a volunteer who has been a church member for less than six months.
  - The two-person rule.** Have at least two adults present at all times.
  - The glass window rule.** If the door to a classroom does not have glass in or around it, the door should be left open, so that the teacher is in full view.

**I, the undersigned, have read the guidelines listed above and agree to abide by them. My director will keep this original and I will keep a copy of this signed form for reference.**

---

Volunteer's Signature

---

Date Signed

# GUIA DE PROCEDIMIENTO PARA VOLUNTARIOS

Debido a que nuestra sociedad está llena de dolor, problemas y demandas legales causados por la conducta inapropiada de adultos que trabajan con niños y jóvenes, es imperativo que quienes trabajan con niños en las iglesias tengan pautas de conducta para protegerse a sí mismos y a aquellos bajo su cuidado. Como voluntario del ministerio, usted quiere que los padres y otros se sientan cómodos y confiados con usted. Aquí hay algunas pautas prácticas:

1. **Nunca deje a un niño o grupo de niños bajo su cuidado desatendidos.** Proporcionar una supervisión adecuada en todo momento.
2. **SIEMPRE** tener a otro adulto de 18 años o mayor con usted al estar con los niños. Si usted se encuentra en una situación donde usted es el único adulto presente con los niños, **BAJO NINGUNA CIRCUNSTANCIA** debe quedarse solo con un niño. Busque a otra persona lo más pronto posible (no tienen que ser un líder de clubes) y luego continuar.
3. **Siempre pida el permiso de una persona antes de tocarlo** en cualquier lugar, incluso cuando responda a una lesión o problema. Esto es especialmente cierto para cualquier área que normalmente estaría cubierta por una camiseta y/o pantalones cortos. Si una lesión se encuentra dentro de esta área, asegúrese de que otro adulto este presente mientras usted da atención médica.
4. **Los castigos físicos y abusos verbales son inapropiados** y nunca deben usarse como disciplina. "Tiempo fuera" o "sentarse en esa silla" pueden ser métodos útiles con los niños.
5. **Los niños necesitan ser tocados apropiadamente.** Sin embargo, mantenga los abrazos breves y "hombro a hombro" o "lado a lado". Siempre mantenga sus manos en (no debajo) el nivel del hombro. Un beso protector es sólo en la frente o mejilla, no en otra parte. Para los niños pequeños que les gusta sentarse en las piernas, animarlos a sentarse a su lado.
6. **Cuando lleve a los niños pequeños al baño-** lleve a otro adulto o deje la puerta abierta.
7. **Esté atento a las señales y síntomas del abuso;** Tenga en cuenta los requisitos legales en su localidad para reportar abuso infantil. En casi todos los lugares, un cuidador puede ser considerado legalmente responsable por no reportar sospecha o abuso infantil real.
8. **Sea amable, firme y siempre sea profesional como líder.** Trabajar con niños y jóvenes en la iglesia no es sólo un privilegio; También es una responsabilidad importante que debe desarrollarse con el máximo cuidado. **Como voluntario, se espera que usted participe en programas de orientación y entrenamiento conducidos por la iglesia o conferencia.**
9. Adventist Risk Management y la División Norteamericana recomiendan las siguientes reglas para los líderes. Estas sirven como protección para usted y para su ministerio contra cargos de abuso:
  - Usted **necesita llenar la solicitud** titulada "Adventist Screening Verification" online at <https://www.nadadventist.org/asv> Favor de preguntar a su Pastor de iglesia si necesita más información.
  - La regla de seis meses.** No invite a una persona a ser voluntario que sea recién bautizada o que tiene menos de seis meses como miembro de iglesia.
  - La regla de dos personas.** Tener al menos dos adultos presentes en todo momento
  - La regla de la ventana.** Si la puerta del aula no tiene vidrio o ventana, la puerta debe dejarse abierta, de modo que el líder está a plena vista.

**Yo, el firmante, he leído las guías mencionadas arriba y acepto cumplirlas. Mi director mantendrá este original y guardará una copia de este formulario firmado para referencia.**

---

Firma de voluntario

---

Fecha firmada

# Yearly Points & Awards

Categories	Points
<b>Conference Activities</b>	
<b>Attend Aug/Sep Directors Meeting/Leadership training</b>	150
<b>Receive Certificate of Operations by Due Date</b>	200
<b>Attend State Camporee</b>	400
<b>Attend Regional Camporee</b>	150
<b>Attend Pathfinder Fair</b>	200
Complete Inspection by Due Date	100
<b>PBE Participation</b>	125
Pathfinder Sabbath	100
<b>Week of Prayer/Evangelism</b>	200
Induction Ceremony	50
Investiture Ceremony	50
Food Drive/Community Service	50
<b>Local Club Activities</b>	
Local Club Camp Out	50
<b>Monthly Reports</b>	
Turned in by Due Date (Oct-April; 7x25points)	175
<b>Total Possible Points</b>	
	2000

	Points		
<b>Excellence Award</b>	<b>1900</b>	<b>-</b>	<b>2000</b>
<b>First Place</b>	<b>1600</b>	<b>-</b>	<b>1899</b>
<b>Second Place</b>	<b>1400</b>	<b>-</b>	<b>1599</b>
<b>Third Place</b>	<b>1200</b>	<b>-</b>	<b>1399</b>

**Award**  
**Trophy**  
 Ribbon  
 Ribbon  
 Ribbon

# Monthly Reports

---

- ❖ Due to your **Area Coordinator** by the 10<sup>th</sup> of every month
- ❖ Alternatively, monthly reports can be submitted by the 10<sup>th</sup> of every month electronically through [azsdayouth.com](http://azsdayouth.com).
- ❖ Your area coordinator will keep track of your points
- ❖ Pathfinder Year-End Report is due to your Area Coordinator by **April 22, 2021**
- ❖ Please use the Investiture Requisition form as a resource for your AdventSource order.
- ❖ 2020-2021 AdventSource Code: **AZclubs#2021**

**USE BLACK OR BLUE INK INFORMATION  
SHOULD BE LEGIBLE AND CURRENT**

# Arizona Club de Conquistadores Reporte Mensual

**\*\*Recuerde de mandar su reporte mensual a su coordinador de área cada 10 de cada mes. Si entrega su reporte a tiempo su club recibirá 25 puntos.**

- \_\_\_\_\_ Numero de juntas
- \_\_\_\_\_ Miembros en total
- \_\_\_\_\_ Total en asistencia (promedio)
- \_\_\_\_\_ Total en uniforme
- \_\_\_\_\_ Total de participantes en obra misionera
- \_\_\_\_\_ Conquistadores bautizados
- \_\_\_\_\_ Bautismos por el Ministerio de Conquis.
- \_\_\_\_\_ Juntas de staff
- \_\_\_\_\_ Minutos del Director
- \_\_\_\_\_ Fecha de Inducción \_\_\_/\_\_\_/\_\_\_
- \_\_\_\_\_ Trabajo hecho para la clase de JA
- \_\_\_\_\_ Camporee de la Conference de AZ
- \_\_\_\_\_ Jamboree (Campamento regional/distrito)
- \_\_\_\_\_ Mission Trip

- Nombre de club: \_\_\_\_\_
- Iglesia: \_\_\_\_\_
- Director: \_\_\_\_\_
- Dirección: \_\_\_\_\_
- Ciudad/Estado/Zip: \_\_\_\_\_
- Cel.: \_\_\_\_\_
- Email: \_\_\_\_\_

Conquistador del mes: \_\_\_\_\_

Porque: \_\_\_\_\_

\_\_\_\_\_

\_\_\_\_\_

Honores \_\_\_\_\_

\_\_\_\_\_

\_\_\_\_\_

Sociales de Conquis. \_\_\_\_\_

\_\_\_\_\_

Conquis. en obra misionera \_\_\_\_\_

\_\_\_\_\_

\_\_\_\_\_

Noticias de Conquis. \_\_\_\_\_

(use la parte de atrás \_\_\_\_\_

si necesita) \_\_\_\_\_

Mes: \_\_\_\_\_

Año: \_\_\_\_\_

# Arizona Pathfinder Club Monthly Report

\*\*Remember to mail report to your area coordinator every 10<sup>th</sup> of the month. If turned in on time your club will receive 25 points.

- \_\_\_\_\_ No. of Meetings
- \_\_\_\_\_ Total Members
- \_\_\_\_\_ Total in Attendance (Average)
- \_\_\_\_\_ Total in Uniform
- \_\_\_\_\_ Total participating in/outreach
- \_\_\_\_\_ Pathfinders Baptized
- \_\_\_\_\_ Baptized by PF Involvement
- \_\_\_\_\_ Staff meeting
- \_\_\_\_\_ Director's Minute
- \_\_\_\_\_ Fall Induction Date \_\_\_/\_\_\_/\_\_\_
- \_\_\_\_\_ Worked on AY Class Work
- \_\_\_\_\_ AZ Conference Camporee
- \_\_\_\_\_ Jamboree (Regional/District Campout)
- \_\_\_\_\_ Mission Trip

Club Name: \_\_\_\_\_  
Church: \_\_\_\_\_  
Director: \_\_\_\_\_  
Address: \_\_\_\_\_  
City/St/Zip: \_\_\_\_\_  
Phone: \_\_\_\_\_  
Email: \_\_\_\_\_

Pathfinder of the month: \_\_\_\_\_

Why Chosen: \_\_\_\_\_

\_\_\_\_\_

\_\_\_\_\_

Honors Worked on \_\_\_\_\_

\_\_\_\_\_

\_\_\_\_\_

Pathfinder Social \_\_\_\_\_

\_\_\_\_\_

Pathfinder in/Out Reach \_\_\_\_\_

\_\_\_\_\_

\_\_\_\_\_

Pathfinder News: \_\_\_\_\_

(use back side if needed) \_\_\_\_\_

\_\_\_\_\_

Month: \_\_\_\_\_

Year: \_\_\_\_\_

**Pathfinder Final Year-End Report**  
**2020-2021**  
**Due to your Area Coordinator by April 22<sup>nd</sup>**

Club Name: \_\_\_\_\_ Church: \_\_\_\_\_

Director: \_\_\_\_\_ Email: \_\_\_\_\_

**Pathfinder year-end membership**

\_\_\_\_\_ Number of girls  
\_\_\_\_\_ Number of boys  
\_\_\_\_\_ Teen girls  
\_\_\_\_\_ Teen boys  
\_\_\_\_\_ Total Members

**Staff**

\_\_\_\_\_ Number of adult women  
\_\_\_\_\_ Number of adult men  
\_\_\_\_\_ Total of Adults  
  
\_\_\_\_\_ Number of TLT girls  
\_\_\_\_\_ Number of TLT boys  
\_\_\_\_\_ Total of TLT's

**Classes Invested**

\_\_\_\_\_ Friend  
\_\_\_\_\_ Companion  
\_\_\_\_\_ Explorer  
\_\_\_\_\_ Ranger  
\_\_\_\_\_ Voyager  
\_\_\_\_\_ Guide  
\_\_\_\_\_ Master Guide  
\_\_\_\_\_ Trail Friend  
\_\_\_\_\_ Trail Companion  
\_\_\_\_\_ Wilderness Explorer  
\_\_\_\_\_ Wilderness Ranger  
\_\_\_\_\_ Frontier Voyager  
\_\_\_\_\_ Frontier Guide

**Adventist Youth Honors Earned**

\_\_\_\_\_ AY Honors  
\_\_\_\_\_ AY Master Awards  
\_\_\_\_\_ Total Honors/Awards earned

**Youth Baptismal Record for this year**

\_\_\_\_\_ Ages 10-12  
\_\_\_\_\_ Ages 13-15  
\_\_\_\_\_ Ages 16-18  
\_\_\_\_\_ Young Adult  
\_\_\_\_\_ Total Number Baptized

**Continuing Education**

\_\_\_\_\_ Basic Staff Training  
\_\_\_\_\_ Instructor's Certification  
\_\_\_\_\_ Counselor JumpStart Certification  
\_\_\_\_\_ Other Certification







# Pathfinder Health Record



Name \_\_\_\_\_  
Birth Date \_\_\_\_\_  
Social Security Number \_\_\_\_\_  
Date of last Tetanus Booster \_\_\_\_\_

Allergies to drugs or food:

Special medications or pertinent information:

List of restrictions:

Father's Home Phone \_\_\_\_\_ Father's Work Phone \_\_\_\_\_  
Mother's Home Phone \_\_\_\_\_ Mother's Work Phone \_\_\_\_\_  
Emergency Phone (friend or relative) \_\_\_\_\_  
Family Physician Name \_\_\_\_\_  
Family Physician Address \_\_\_\_\_  
Family Physician Phone \_\_\_\_\_  
Insurance Company \_\_\_\_\_  
Insurance Policy Number \_\_\_\_\_

### Authorization to Treat a Minor

I (we) the undersigned parent, parents or legal guardian of: \_\_\_\_\_  
*Name of Pathfinder*

In case of emergency, I hereby give permission to the physician selected by the club directors to hospitalize, secure proper treatment for and to order injection, anesthesia or surgery for my child.

As parent or legal guardian of the applicant, I am in favor of him/her attending club functions and accept the conditions named. The health history stated is correct so far as I know, and the person herein described has permission to engage in all prescribed club activities except as noted. In addition I have read and understand the Emergency Authorization statement and give my full consent to the terms found therein. Permission for photo copying of this health record is granted.

\_\_\_\_\_  
*Date* *Parent/Guardian Signature*

*This section is for the notary to sign if your state requires it.*

# Uniform Policy

---

## Class A Uniform

- ❖ Class A Uniform to be worn on all formal events
- ❖ The following items can be purchased at AdventSource website.

### ❖ Shirts/Blouse

- Staff/Pathfinder:

- Tan long sleeve or short sleeve shirt with two pleated patch pockets with flaps on the chest and shoulder epaulets.

Sleeve length must be consistent among all Staff and Pathfinders

### ❖ Pants/Skirts

- Female Staff/Pathfinder:

- Slacks – Black, straight leg, pleated front, belt loops, no cuff.
- Skirt – Black, A-line, pleated front, belt loops, hem should be at mid-knee or below.
- No Jeans

Must be consistent among all Female Staff and Pathfinders

- Male Staff/Pathfinder:

- Slacks – Black, straight leg, pleated front, belt loops, no cuff
- No Jeans

### ❖ Belts and Buckles

- Staff/Pathfinder:

- Black web belts with Pathfinder buckle

## ❖ Neckerchief and Slide

The sash is worn over the collar.



- **Pathfinders and non-Master Guide staff** - Yellow Pathfinder Neckerchief with black trim stitching and the Pathfinder World logo. The neckerchief is secured with the black fabric Pathfinder Slide.
- **TLT's** - Yellow Pathfinder Neckerchief with red trim stitching and the Pathfinder World logo. The neckerchief is secured with the black fabric Pathfinder Slide.
- **Master Guides** - Yellow Master Guide Neckerchief with red trim stitching, six color Master Guide ribbon and the Master Guide logo. The neckerchief is secured with the blue fabric Master Guide Slide.

## ❖ Necktie

- **Female Staff/Pathfinder:**
  - Plain black tuxedo tie

## ❖ Tie

- **Male Staff/Pathfinder:**
  - Plain black tie

## ❖ Sash

The sash is the personal club history of the Pathfinder. It is worn over the right shoulder, under the neckerchief and preferably under the epaulet.

- Black fabric, may be wide enough for up to 3 honors and as long as the fingertips on the left hand when standing at attention.
- Only one sash is to be worn as part of the uniform.
- Items to be worn on the sash include optional name plate, honors, camporee and fair patches, Pathfinder pins, Adventurer level pins (but not Adventurer Awards).

## ❖ Shoes

- All black dress shoes or boots with fully closed toe and heels. Heels of no more than 2 inches. If the shoes have laces, the laces must also be all black.

## ❖ Hosiery

- All black socks, stockings, or knee highs. No designs or patterns. Must be consistent among all club staff and Pathfinders.

## ❖ TLT's ONLY

- Neckerchief and Slide
  - Yellow Pathfinder Neckerchief with red trim stitching and the Pathfinder World logo. The neckerchief is secured with the black fabric Pathfinder Slide
- Shirts/Blouse
  - White long sleeve or short sleeve shirt with two pleated patch pockets with flaps on the chest and shoulder epaulets. Option must be consistent within the club.

- **Shoulder Cord (Red)**



- The TLT Shoulder Cord is worn to indicate current participation in the TLT program. It is issued upon enrollment in the program, typically at the yearly induction service. Worn on the left shoulder.

- **Optional**

- TLT Patch is worn on the Honor Sash.
- TLT Pin is worn on the left pocket flap.

## ❖ **Drill/Drum Team Only (Optional)**



- Drill & Drum team members and leaders may wear:
  - White braided cord on left shoulder
  - White Gloves

## ❖ **Fancy Drill**

- **Head wear**

- Pathfinder Berets, Pathfinder baseball cap, or other headwear are not part of the Pathfinder A uniform in the Arizona Conference. However, it may be worn for fancy drill demonstrations

## ❖ Director Shoulder Cord (Optional)



- Club Director may wear a Gold (non-metallic) cord on the left shoulder

## ❖ Master Guides Only

- Neckerchief and Slide
  - Yellow Master Guide Neckerchief with red trim stitching, six color Master Guide ribbon and the Master Guide logo. The neckerchief is secured with the blue fabric Master Guide Slide.
- Jacket
  - Master Guides who are working with Pathfinders may choose to wear a black uniform jacket with their Class A Pathfinder Uniform or to go without. They may also choose to wear traditional green uniform jacket with green slacks or skirt. They may also forgo the green jacket. All standard Pathfinder Insignia should be in place on the jacket. The Master Guide Neckerchief and Slide is worn in place of the standard Pathfinder Neckerchief and Slide.
    - Option must be consistent within the Club.



- Master Guide Patch (Optional)
  - The patch is typically worn on the Sash or sewn over the printed Master Guide logo on the Master Guide Neckerchief.

- Master Guide Pin



- Worn on the left chest pocket.

- Master Guide Star Patch and Star with Chevrons Patch



- The Master Guide Star patch will be issued for placement on the uniform sleeve. If the Master Guide has also completed all six IA levels, they will instead be issued a combination Master Guide Star/IA Chevron patch. Master Guides who have not completed all six IA levels do NOT wear any IA Chevrons on their sleeve until they have earned all six.

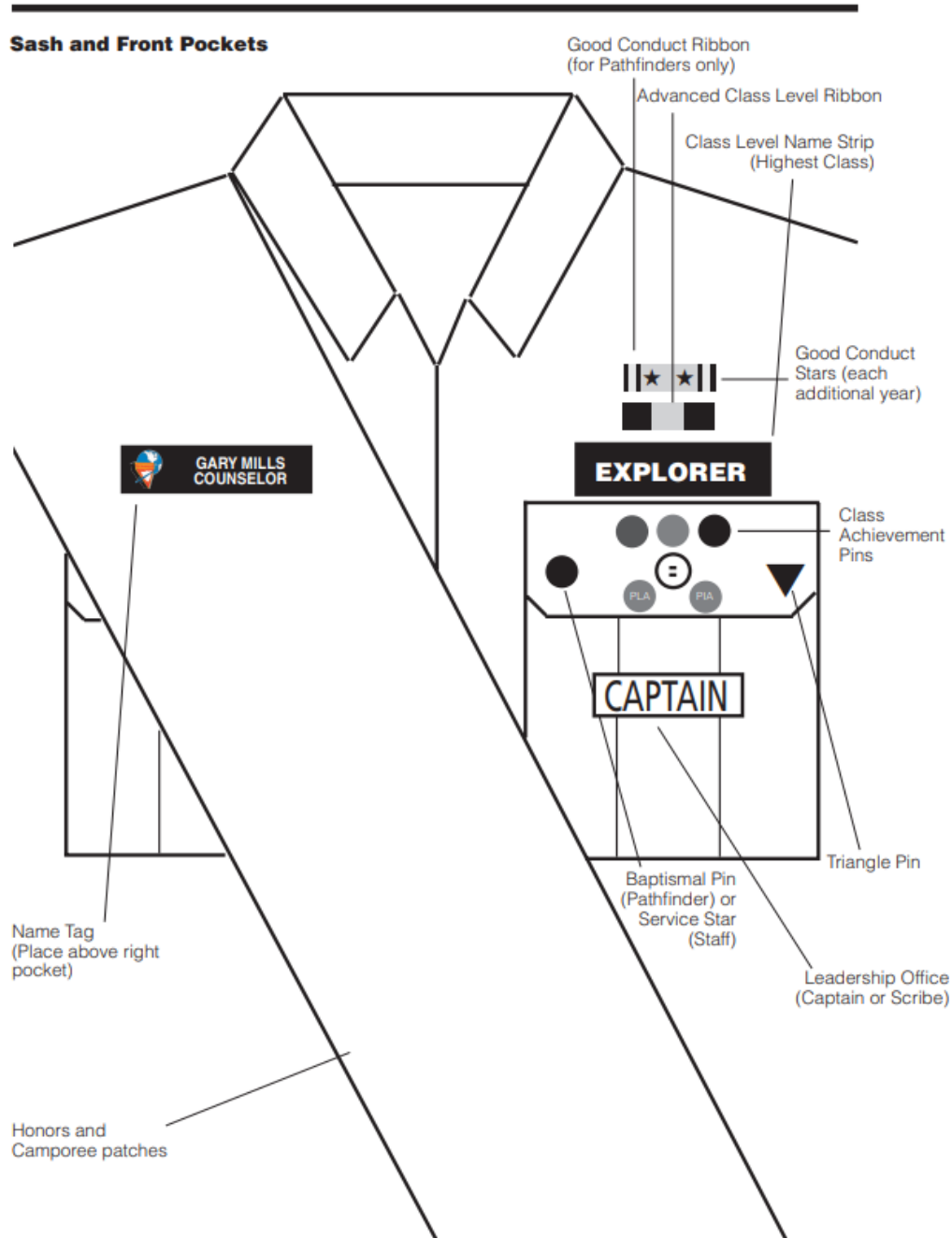
## ❖ AYMT Certification Pins

- Pins are placed along edges of the neckerchief starting at the point.



# ❖ Insignia and Patch Placement

- Only Pathfinder Insignia and Patches must be worn on uniform






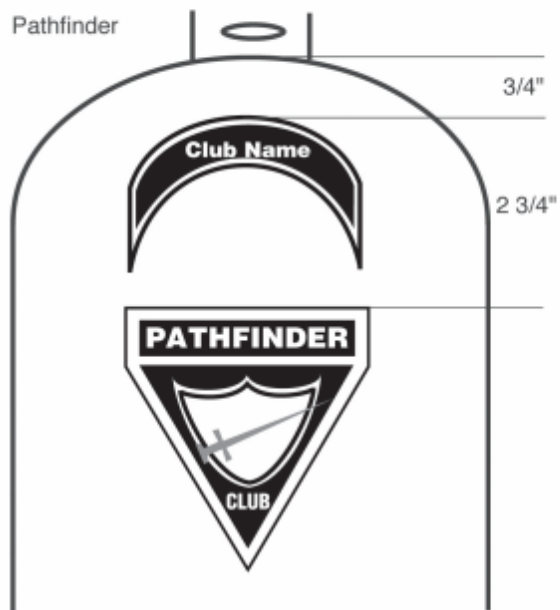
Left Chest Pocket

## Right Sleeve

Staff

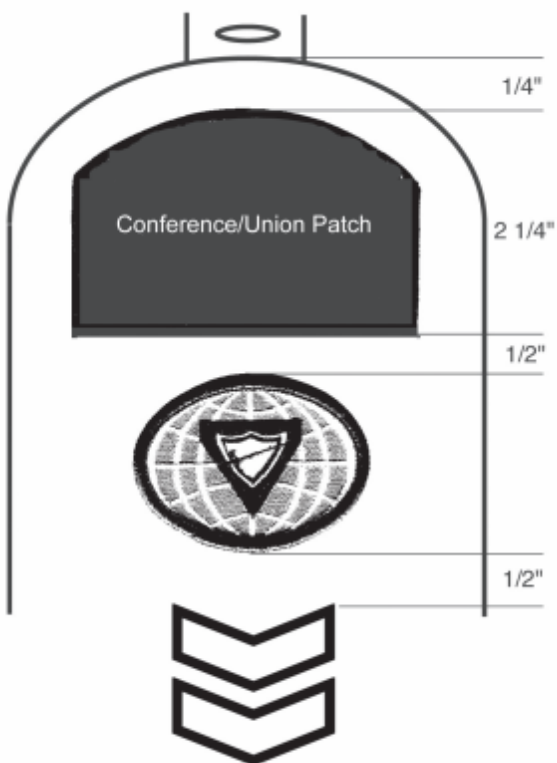


Pathfinder

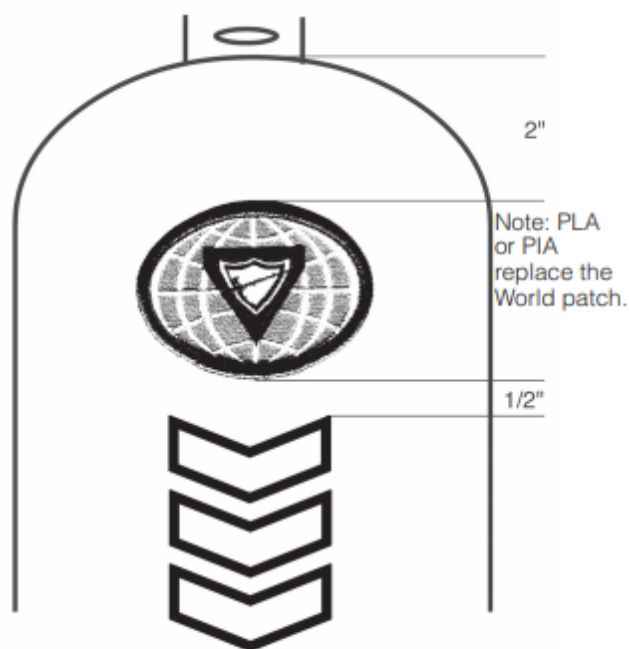


## Left Sleeve

With Conference/Union Patch



Without Conference Patch



Note: PLA or PIA replace the World patch.

Patch spacing may need to be adjusted depending on the size of the Conference patch and the chevrons and/or Master Guide Star.



\*\*\*\*\*

## Class C Uniform (Field Uniform)

- ❖ Club specified T-shirt worn with jeans or other non-uniform pants, shorts etc.



# AZ PATHFINDER COORDINATORS AND AREAS 2020-2021

last updated: Aug1, 2020

Manny Cruz	mannycruz@azconference.org	Arizona Conference Pathfinder Director	
Lily Chairez	ichairez@gmail.com	Arizona Conference Pathfinder Assistant Director	
Fred Daniel	envirocop2003@aol.com	Advisor to AZ Conference Pathfinder Ministries; Drilling and Marching Instructor	
TBD		Arizona Conference Education Coordinator	
Jeff Stevens	doors@largercompany.com	Arizona Conference TLT Coordinator	
Mike Wood	azmikewood@cox.net	Arizona Conference Bible Experience Coordinator	
Danaly Quintana	dnlyq@aol.com	AZ Conference Bible Experience Assistant Coordinator	
<b>NORTHERN ARIZONA AREA</b>			
Danaly Quintana	dnlyq@aol.com	1. Camp Verde 2. Cottonwood 3. Flagstaff	4. Payson 5. Prescott 6. Sedona
Rolando Valdez	valdezroland@gmail.com		
<b>SOUTHERN ARIZONA AREA</b>			
Lori Orvek	loriorvek@yahoo.com	1. Midvale Park 2. Sierra Vista 3. Tucson Central SP 4. Tucson Desert Valley	5. Tucson Esperanza SP 6. Tucson Fil-AM 7. Tucson Sharon 8. Nogales Spanish
Isai Chairez	ichairez@gmail.com		
Jeff Stevens	doors@largercompany.com		
<b>WESTERN ARIZONA AREA</b>			
Fred Daniel	envirocop2003@aol.com	1. Avondale SP 2. Clearview 3. Deer Valley SP 4. El Mirage SP 5. Glendale 6. Glendale SP	7. San Luis SP 8. Shalom SP 9. West Valley SP 10. North Valley SP 11. Yuma Central 12. Yuma SP
Uriel Rojas	norma.rojas1025@yahoo.com		
Eunice Lopez	eunicedemendez@yahoo.com		
<b>EASTERN ARIZONA AREA</b>			
Dalia Carrillo	daliacarrillo@gmail.com	1. Apache Junction SP 2. Chandler 3. Chandler Fil-Am 4. Chandler SP 5. East Valley SP 6. Faro del Este SP	7. Gilbert 8. Mesa SP 9. Mesa Palms 10. Monte Vista SP 11. South Mountain 12. Tempe 13. Monte de Sion Spanish
TBD			
TBD			
<b>CENTRAL ARIZONA AREA</b>			
Mike Wood	azmikewood@cox.net	1. Beacon Light 2. Camelback 3. Paradise Valley 4. Paradise Valley SP 5. Phoenix Central 6. Phoenix Central SP 7. Phoenix Central Valley SP 8. Thunderbird Scottsdale	
Armando Metelin	metelinarmando@gmail.com		

# Resources

- ◇ <https://azsdayouth.com/ministries/pathfinders/> ( AZ Pathfinder Conference)
- ◇ <https://www.clubministries.org/> (NAD webpage-Home)
- ◇ <https://www.investitureachievement.com/> (Class work resources)
- ◇ <https://www.clubministries.org/pathfinders/pathfinder-honors/> (Honors Wiki Page)
- ◇ <https://www.clubministries.org/pathfinders/pathfinder-bible-experience/> (PBE)
- ◇ <https://www.clubministries.org/pathfinder-bst/> (BST Resources)
- ◇ <https://www.nadadventist.org/asv> (Screening Verification)
- ◇ <https://www.adventsource.org/> (Store: Purchase Uniforms, Patches, Pins, March & Drill Manuals, etc)

# ARIZONA CONFERENCE PATHFINDERS



## DIRECTORS' MEETING

08/30/2020

### IMPORTANT DATES

#### 2020-2021

1. NAD TRAINING: SEP 3-5 2020  
SEE [AZSDAYOUTH.COM](http://AZSDAYOUTH.COM) OR [ADVENTSOURCE.ORG](http://ADVENTSOURCE.ORG)
2. RISK MANAGEMENT TRAINING: SEP 19 (3-430PM)  
ZOOM MEETING: CONTACT AREA COORDINATOR
3. OCTOBER/JANUARY TRAINING: TBD
4. PBE INFORMATION:
  - a. AREA PBE: FEB 6
  - b. CONFERENCE: MARCH 6
  - c. UNION: MARCH 27
5. STATE FAIR: FEB 14
6. STATE CAMPOREE: APRIL 2-4

