

2023-2024



Pathfinder
Secretary
Packet



www.azsdayouth.com

Table of Contents

- ❖ Important Due Dates
- ❖ Conference Events
- ❖ Pathfinder club charter application
- ❖ Pathfinder Yearly Staff Registration Form
- ❖ Pathfinder Membership List
- ❖ Teens in Leadership Training (TLT) Membership List
- ❖ Guidelines for volunteers (English and Spanish- for club use only)
- ❖ Yearly Points & Awards
- ❖ Monthly Reports
- ❖ Final year-end report
- ❖ Investiture Requisition (For club use only)
- ❖ Pathfinder Club Membership Application (For club use only)
- ❖ Pathfinder Health Record (For club use only)
- ❖ Uniform Policy
- ❖ Inspection Sheet
- ❖ Coordinator Contact Information
- ❖ Resources

IMPORTANT DUE DATES

Sep 14, 2023

Due to Conference Office:

- ❖ Pathfinder Club Charter Application
- ❖ Yearly Staff Registration Form
- ❖ Pathfinder Membership List
- ❖ TLT Membership List
- ❖ Guidelines for Volunteers for EACH Staff member

Mail signed documents to Gabriela Corella to:
Youth Ministries
P.O. Box 12340 Scottsdale, AZ 85267 or email

signed documents to gcorella@azconference.org

September 28, 2023

- ❖ Complete Adventist Screening Verification of **ALL** Staff members/volunteers
 - <https://www.ncsrisk.org/adventist/>

Note: Screening Verification is not needed if the staff member/volunteer completed this process in 2020 or after.

Feb 4, 2024

- ❖ Inspection to be completed by or before this date. Pre-inspection can be booked at any time before this date as well.

April 25, 2024

Year-End Report (Due to your Area Coordinator)

CONFERENCE EVENTS

Leadership Training Dates: 2023-2024

- ❖ August 18-19 in Phoenix
- ❖ October 7 in Phoenix & Tucson
- ❖ January 13 in Phoenix & Tucson

Pathfinder Bible Experience (PBE) Dates: 2023-2024

- ❖ Area Level: January 20
- ❖ Conference Level: February 10
- ❖ Union Level: March 23
- ❖ NAD Level: April 19-20

Arizona Pathfinder Fair 2023-2024

- ❖ April 7

Arizona Pathfinder Soccer Tournament

- ❖ December 3 in Phoenix

TLT Backpacking Trip

- ❖ October 20-22 in Payson

International Pathfinder Camporee 2024

- ❖ August 5-10 in Gillette, WY
More information: <https://www.camporee.org/>

Pathfinder Club Charter Application 2023-2024

Sponsoring Church _____

Club: _____ Date: ____/____/____

Elected Club Director _____ Birth Date _____

Mailing Address _____

Street/Apt # or PO Box A#

City

State

Zip

Home Phone _____ - _____ - _____ Work/Cell phone _____ - _____ - _____

Email (print clearly) _____

We resolve to always plan and operate our club to honor and glorify God, and we realize that the primary purpose of the Pathfinders is to lead youth to Jesus, to teach them to love Him, and to serve Him. We understand that the club is for the salvation, benefit and enjoyment of youth. We will follow church policies and cooperate with church leaders. We will work in harmony with our sponsoring church to make the club a soul winning and witnessing program.

We the undersigned, have read, understand, and are in full agreement with the Philosophy of Pathfinding and agree to support our club through those means with which the Lord has blessed this church, including finances, staff volunteers, securing a place to meet, transportation on outings, and other such needs as may arise in the fulfillment of this ministry, and to assist and support the work of the Pathfinder ministry in this conference and around the world.

Signatures:

X _____

Church Pastor

X _____

Head Elder

X _____

Church Clerk or Treasurer

X _____

Club Director



Pathfinder Area Coordinator: I have met with the local club director and have approved his/her plans for the Pathfinder year.

X _____

Pathfinder Area Coordinator

Date ____/____/____

Enclosed are the following:

1. Completed Yearly Staff Registration List
2. Completed Yearly Pathfinder Membership List
3. Completed Yearly TLT Membership List

Youth Ministries
P.O. Box 12340
Scottsdale, AZ 85267

or email:
gcorella@azconference.org



2023-2024 Staff Registration Form

This page must be submitted, with complete **Charter Application**, to the Arizona Youth Ministries Department to receive your certification. The following individuals are presently working as officers and staff of our club and desire to be registered with the Arizona Conference for the Pathfinder Year of 2023/2024.

Esta parte debe presentarse con la **Aplicación del club** y con toda la información de los voluntarios, para poder recibir su certificación. Las siguientes personas están trabajando actualmente como oficiales y personal de nuestro club y desean inscribirse en la Conferencia de Arizona para el año 2023-2024 de los Conquistadores.

- Important rule:** Do not recruit a volunteer who has been a church member for less than six months.
- Regla muy importante:** No incluya voluntario en el club si no han sido miembros de la iglesia por al menos 6 meses

Club Name: _____

Church: _____ Director's Name _____

Title/Título: Director, Deputy Director, Secretary, Teacher, etc / Director, Director Asociado, Secretaria, Maestro, etc.

MG: Check "Y" if person is a Master Guide, and "N" if not.

* If any of your club volunteers have not completed the "Adventist Screening Verification" in the past five years, please ask them to complete the following form training: <https://www.ncsrisk.org/adventist/> we will also send them an email with this information to the email you will provide in this form.

*Si alguno de los voluntarios de su club no ha completado "La verificación de antecedentes Adventista Sterling" en los últimos 5 años, favor de pedirles que completen su entrenamiento en el siguiente enlace: <https://www.ncsrisk.org/adventist/> Nosotros también enviaremos esta información al correo electrónico del voluntario que usted incluirá en esta forma.

1. Staff Name/Nombre: _____ Title/Título: _____

Email: _____ DOB/ Fecha de nacimiento _____

Telephone/Télefono: _____ Has this volunteer completed the "Adventist Screening Verification" in or after 2020? Este voluntario ha completado los requisitos de la Verificación Sterling en o después del 2020? ____ Yes(Si) ____ No

2. Staff Name/Nombre: _____ Title/Título: _____

Email: _____ DOB/ Fecha de nacimiento _____

Telephone/Télefono: _____ Has this volunteer completed the "Adventist Screening Verification" in or after 2020? Este voluntario ha completado los requisitos de la Verificación Sterling en o después del 2020? ____ Yes(Si) ____ No

3. Staff Name/Nombre: _____ Title/Título: _____

Email: _____ DOB/ Fecha de nacimiento _____

Telephone/Télefono: _____ Has this volunteer completed the "Adventist Screening Verification" in or after 2020? Este voluntario ha completado los requisitos de la Verificación Sterling en o después del 2020? ____ Yes(Si) ____ No

Title: Director, Deputy Director, Secretary, etc

MG: Check "Y" if person is a Master Guide, and "N" if not.

Yrs Service: Write number of years serving in Adventurers or Pathfinders.

4. Staff Name/Nombre: _____ Title/Título: _____

Email: _____ DOB/ Fecha de nacimiento _____

Telephone/Télefono: _____ Has this volunteer completed the "Adventist Screening Verification" in or after 2020? Este voluntario ha completado los requisitos de la Verificación Sterling en o después del 2020? ____ Yes(Si) ____ No

5. Staff Name/Nombre: _____ Title/Título: _____

Email: _____ DOB/ Fecha de nacimiento _____

Telephone/Télefono: _____ Has this volunteer completed the "Adventist Screening Verification" in or after 2020? Este voluntario ha completado los requisitos de la Verificación Sterling en o después del 2020? ____ Yes(Si) ____ No

6. Staff Name/Nombre: _____ Title/Título: _____

Email: _____ DOB/ Fecha de nacimiento _____

Telephone/Télefono: _____ Has this volunteer completed the "Adventist Screening Verification" in or after 2020? Este voluntario ha completado los requisitos de la Verificación Sterling en o después del 2020? ____ Yes(Si) ____ No

7. Staff Name/Nombre: _____ Title/Título: _____

Email: _____ DOB/ Fecha de nacimiento _____

Telephone/Télefono: _____ Has this volunteer completed the "Adventist Screening Verification" in or after 2020? Este voluntario ha completado los requisitos de la Verificación Sterling en o después del 2020? ____ Yes(Si) ____ No

8. Staff Name/Nombre: _____ Title/Título: _____

Email: _____ DOB/ Fecha de nacimiento _____

Telephone/Télefono: _____ Has this volunteer completed the "Adventist Screening Verification" in or after 2020? Este voluntario ha completado los requisitos de la Verificación Sterling en o después del 2020? ____ Yes(Si) ____ No

9. Staff Name/Nombre: _____ Title/Título: _____

Email: _____ DOB/ Fecha de nacimiento _____

Telephone/Télefono: _____ Has this volunteer completed the "Adventist Screening Verification" in or after 2020? Este voluntario ha completado los requisitos de la Verificación Sterling en o después del 2020? ____ Yes(Si) ____ No

10. Staff Name/Nombre: _____ Title/Título: _____

Email: _____ DOB/ Fecha de nacimiento _____

Telephone/Télefono: _____ Has this volunteer completed the "Adventist Screening Verification" in or after 2020? Este voluntario ha completado los requisitos de la Verificación Sterling en o después del 2020? ____ Yes(Si) ____ No



2023-2024 Membership List

This page must be submitted, with complete **Charter Application**, to the Arizona Youth Ministries Department to receive your certification.

The following individuals are presently enrolled as members of our club and desire to be registered with the Arizona Conference for the Pathfinder Year of 2023-2024.

Club Name: _____

Church: _____ Director's Name: _____

PLEASE CIRCLE THE CURRENT CLASS

1. Pathfinder: _____ Birthdate: _____

Current Class: Friend — Companion — Explorer — Ranger — Voyager — Guide — Master Guide Other: _____

2. Pathfinder: _____ Birthdate: _____

Current Class: Friend — Companion — Explorer — Ranger — Voyager — Guide — Master Guide Other: _____

3. Pathfinder: _____ Birthdate: _____

Current Class: Friend — Companion — Explorer — Ranger — Voyager — Guide — Master Guide Other: _____

4. Pathfinder: _____ Birthdate: _____

Current Class: Friend — Companion — Explorer — Ranger — Voyager — Guide — Master Guide Other: _____

5. Pathfinder: _____ Birthdate: _____

Current Class: Friend — Companion — Explorer — Ranger — Voyager — Guide — Master Guide Other: _____

6. Pathfinder: _____ Birthdate: _____

Current Class: Friend — Companion — Explorer — Ranger — Voyager — Guide — Master Guide Other: _____

7. Pathfinder: _____ Birthdate: _____

Current Class: Friend — Companion — Explorer — Ranger — Voyager — Guide — Master Guide Other: _____

8. Pathfinder: _____ Birthdate: _____

Current Class: Friend — Companion — Explorer — Ranger — Voyager — Guide — Master Guide Other: _____

9. Pathfinder: _____ Birthdate: _____

Current Class: Friend — Companion — Explorer — Ranger — Voyager — Guide — Master Guide Other: _____

PLEASE **CIRCLE** **THE CURRENT CLASS**

10.Pathfinder: _____ Birthdate: _____

Current Class: Friend — Companion — Explorer — Ranger — Voyager — Guide — Master Guide Other: _____

11.Pathfinder: _____ Birthdate: _____

Current Class: Friend — Companion — Explorer — Ranger — Voyager — Guide — Master Guide Other: _____

12.Pathfinder: _____ Birthdate: _____

Current Class: Friend — Companion — Explorer — Ranger — Voyager — Guide — Master Guide Other: _____

13.Pathfinder: _____ Birthdate: _____

Current Class: Friend — Companion — Explorer — Ranger — Voyager — Guide — Master Guide Other: _____

14.Pathfinder: _____ Birthdate: _____

Current Class: Friend — Companion — Explorer — Ranger — Voyager — Guide — Master Guide Other: _____

15.Pathfinder: _____ Birthdate: _____

Current Class: Friend — Companion — Explorer — Ranger — Voyager — Guide — Master Guide Other: _____

16.Pathfinder: _____ Birthdate: _____

Current Class: Friend — Companion — Explorer — Ranger — Voyager — Guide — Master Guide Other: _____

17.Pathfinder: _____ Birthdate: _____

Current Class: Friend — Companion — Explorer — Ranger — Voyager — Guide — Master Guide Other: _____

18.Pathfinder: _____ Birthdate: _____

Current Class: Friend — Companion — Explorer — Ranger — Voyager — Guide — Master Guide Other: _____

19.Pathfinder: _____ Birthdate: _____

Current Class: Friend — Companion — Explorer — Ranger — Voyager — Guide — Master Guide Other: _____

20.Pathfinder: _____ Birthdate: _____

Current Class: Friend — Companion — Explorer — Ranger — Voyager — Guide — Master Guide Other: _____

21.Pathfinder: _____ Birthdate: _____

Current Class: Friend — Companion — Explorer — Ranger — Voyager — Guide — Master Guide Other: _____

22. Pathfinder: _____ Birthdate: _____

Current Class: Friend — Companion — Explorer — Ranger — Voyager — Guide — Master Guide Other: _____

23. Pathfinder: _____ Birthdate: _____

Current Class: Friend — Companion — Explorer — Ranger — Voyager — Guide — Master Guide Other: _____



2023-2024

Teens in Leadership Training (TLT) Membership List

This page must be submitted (if you have a TLT Program), with complete **Charter Application**, to the Arizona Youth Ministries Department to receive your certification.

The following individuals are presently enrolled as Teens in Leadership Training with our club and desire to be registered with the Arizona Conference for the Pathfinder Year of 2023-2024.

Club Name: _____

Church: _____ Director's Name _____

1. Name: _____ Yrs Service ____

Email: _____

Telephone: _____

2. Name: _____ Yrs Service ____

Email: _____

Telephone: _____

3. Name: _____ Yrs Service ____

Email: _____

Telephone: _____

4. Name: _____ Yrs Service ____

Email: _____

Telephone: _____

5. Name: _____ Yrs Service ____

Email: _____

Telephone: _____

6. Name: _____ Yrs Service ____

Email: _____

Telephone: _____

7. Name: _____ Yrs Service ____

Email: _____

Telephone: _____

TLT Membership List

8. Name: _____ Yrs Service ____
Email: _____
Telephone: _____
9. Name: _____ Yrs Service ____
Email: _____
Telephone: _____
10. Name: _____ Yrs Service ____
Email: _____
Telephone: _____
11. Name: _____ Yrs Service ____
Email: _____
Telephone: _____
12. Name: _____ Yrs Service ____
Email: _____
Telephone: _____
13. Name: _____ Yrs Service ____
Email: _____
Telephone: _____
14. Name: _____ Yrs Service ____
Email: _____
Telephone: _____
15. Name: _____ Yrs Service ____
Email: _____
Telephone: _____
16. Name: _____ Yrs Service ____
Email: _____
Telephone: _____

(FOR CLUB USE ONLY)

GUIDELINES FOR VOLUNTEERS

Because our society is filled with pain, problems, and litigation caused by improper conduct of adults working with children and youth, it is imperative that those working with children in the churches have meaningful guidelines for conduct—to protect both themselves and those under their care. As a ministry volunteer, you want parents and others to feel comfortable and confident with you. Here are some practical guidelines:

1. **Never leave a child or group of children for whom you are responsible unattended.** Provide adequate supervision at all times, no matter what.
2. **ALWAYS have at least one other adult 18 or older with you when ministering to children.** If you find yourself in a situation where you are the only adult present, UNDER NO CIRCUMSTANCES should you allow yourself to be alone with one child. You will then need to find another person (which they do not have to be a pathfinder leader) and then continue.
3. **Always ask a person's permission before touching** him/her anywhere, even when responding to an injury or problem. This is especially true for any area that would normally be covered by a T-shirt and/or shorts. If an injury is within this area, make sure another adult works with you as you provide care.
4. **Refrain from physical and verbal attacks** and corporal punishment which are inappropriate behaviors and should never be used as discipline. "Time outs" or "sit-in-that-chair" may be helpful discipline methods to use with children-
5. **Children need to be touched appropriately.** However, keep hugs brief and "shoulder-to-shoulder" or "side to-side." Always keep your hands at (not below) the shoulder level. A caregiver kiss is to the forehead or cheek only—not elsewhere. For small children who like to sit on laps, encourage them to sit next to you.
6. **When taking small children to the bathroom**—take another adult along, or leave the door open.
7. **Be aware of the signs and symptoms of abuse;** be aware of the legal requirements in your locality for reporting child abuse. In nearly all places, a caregiver can be held legally responsible for failing to report suspected or actual child abuse.
8. **Be loving, kind, firm, and always thoroughly professional as a caregiver.** Working with children and youth at church is not only a privilege; it is also a deep responsibility that must be approached with utmost care. **As a volunteer, you are expected to participate in orientation and training programs conducted by the church or conference.**
9. Adventist Risk Management and the North American Division recommend the following rules for leaders. These serve as a protection to you and to your ministry against charges of abuse:
 - You must complete** "Adventist Screening Verification" online at <https://www.nadadventist.org/asv> Please contact your church for further information regarding this online Child Safety Training. Also, complete the Volunteer Ministry Information form located in the Secretary Packet.
 - The six-month rule.** Do not recruit a volunteer who has been a church member for less than six months.
 - The two-person rule.** Have at least two adults present at all times.
 - The glass window rule.** If the door to a classroom does not have glass in or around it, the door should be left open, so that the teacher is in full view.

I, the undersigned, have read the guidelines listed above and agree to abide by them. My director will keep this original and I will keep a copy of this signed form for reference.

Volunteer's Signature

Date Signed

(PARA USO INTERNO DEL CLUB)

GUIA DE PROCEDIMIENTO PARA VOLUNTARIOS

Debido a que nuestra sociedad está llena de dolor, problemas y demandas legales causados por la conducta inapropiada de adultos que trabajan con niños y jóvenes, es imperativo que quienes trabajan con niños en las iglesias tengan pautas de conducta para protegerse a sí mismos y a aquellos bajo su cuidado. Como voluntario del ministerio, usted quiere que los padres y otros se sientan cómodos y confiados con usted. Aquí hay algunas pautas prácticas:

1. **Nunca deje a un niño o grupo de niños bajo su cuidado desatendidos.** Proporcionar una supervisión adecuada en todo momento.
2. **SIEMPRE** tener a otro adulto de 18 años o mayor con usted al estar con los niños. Si usted se encuentra en una situación donde usted es el único adulto presente con los niños, **BAJO NINGUNA CIRCUNSTANCIA** debe quedarse solo con un niño. Busque a otra persona lo más pronto posible (no tienen que ser un líder de clubes) y luego continuar.
3. **Siempre pida el permiso de una persona antes de tocarlo** en cualquier lugar, incluso cuando responda a una lesión o problema. Esto es especialmente cierto para cualquier área que normalmente estaría cubierta por una camiseta y/o pantalones cortos. Si una lesión se encuentra dentro de esta área, asegúrese de que otro adulto este presente mientras usted da atención médica.
4. **Los castigos físicos y abusos verbales son inapropiados** y nunca deben usarse como disciplina. "Tiempo fuera" o "sentarse en esa silla" pueden ser métodos útiles con los niños.
5. **Los niños necesitan ser tocados apropiadamente.** Sin embargo, mantenga los abrazos breves y "hombro a hombro" o "lado a lado". Siempre mantenga sus manos en (no debajo) el nivel del hombro. Un beso protector es sólo en la frente o mejilla, no en otra parte. Para los niños pequeños que les gusta sentarse en las piernas, animarlos a sentarse a su lado.
6. **Cuando lleve a los niños pequeños al baño-** lleve a otro adulto o deje la puerta abierta.
7. **Esté atento a las señales y síntomas del abuso;** Tenga en cuenta los requisitos legales en su localidad para reportar abuso infantil. En casi todos los lugares, un cuidador puede ser considerado legalmente responsable por no reportar sospecha o abuso infantil real.
8. **Sea amable, firme y siempre sea profesional como líder.** Trabajar con niños y jóvenes en la iglesia no es sólo un privilegio; También es una responsabilidad importante que debe desarrollarse con el máximo cuidado. **Como voluntario, se espera que usted participe en programas de orientación y entrenamiento conducidos por la iglesia o conferencia.**
9. Adventist Risk Management y la División Norteamericana recomiendan las siguientes reglas para los líderes. Estas sirven como protección para usted y para su ministerio contra cargos de abuso:
 - Usted **necesita llenar la solicitud** titulada "Adventist Screening Verification" online at <https://www.nadadventist.org/asv> Favor de preguntar a su Pastor de iglesia si necesita más información.
 - La regla de seis meses.** No invite a una persona a ser voluntario que sea recién bautizada o que tiene menos de seis meses como miembro de iglesia.
 - La regla de dos personas.** Tener al menos dos adultos presentes en todo momento
 - La regla de la ventana.** Si la puerta del aula no tiene vidrio o ventana, la puerta debe dejarse abierta, de modo que el líder está a plena vista.

Yo, el firmante, he leído las guías mencionadas arriba y acepto cumplirlas. Mi director mantendrá este original y guardará una copia de este formulario firmado para referencia.

Firma de voluntario

Fecha firmada

Yearly Points & Awards

Categories	Points
Conference Activities	
Attend Aug/Sep Directors Meeting/Leadership training	150
Receive Certificate of Operations by Due Date	200
Attend Pathfinder Fair	525
PBE Participation	185
Week Of Prayer/Evangelism	200
Complete Inspection by Due Date	100
Local Club Activities	
Local Club Camp Out	200
Induction Ceremony	50
Pathfinder Sabbath	100
Investiture Ceremony	50
Food Drive/Community Service	100
October – April Monthly Reports	140
*On time reports: 20 pts; Late Submissions: 10 pts	
Total Possible Points	2000

	Points		
Excellence Award	1900	-	2000
First Place	1600	-	1899
Second Place	1400	-	1599
Third Place	1200	-	1399

Monthly Reports

- ❖ Due to your **Area Coordinator** by the 10th of every month for full points. Late submissions will receive half points.
- ❖ Alternatively, monthly reports can be submitted by the 10th of every month electronically through azsdayouth.com.
- ❖ Your area coordinator will keep track of your points
- ❖ Pathfinder Year-End Report is due to your Area Coordinator by **April 25, 2024**
- ❖ Please use the Investiture Requisition form as a resource for your AdventSource order.
- ❖ 2023-2024 AdventSource Code:
AZclubsCODE2024

**USE BLACK OR BLUE INK INFORMATION
SHOULD BE LEGIBLE AND CURRENT**

Arizona Club de Conquistadores Reporte Mensual

****Recuerde de mandar su reporte mensual a su coordinador de área cada 10 del mes. Después de esta fecha recibirán la mitad de los puntos.**

- _____ Numero de juntas
- _____ Miembros en total
- _____ Total en asistencia (promedio)
- _____ Total en uniforme
- _____ Total de participantes en obra misionera
- _____ Conquistadores bautizados
- _____ Bautismos por el Ministerio de Conquis.
- _____ Juntas de staff
- _____ Minutos del Director
- _____ Fecha de Inducción ___/___/___
- _____ Trabajo hecho para la clase de JA
- _____ Camporee de la Conference de AZ
- _____ Jamboree (Campamento regional/distrito)
- _____ Mission Trip

Nombre de club: _____
Iglesia: _____
Director: _____
Dirección: _____
Ciudad/Estado/Zip: _____
Cel.: _____
Email: _____

Conquistador del mes: _____
Porque: _____

Honores _____

Sociales de Conquis. _____

Conquis. en obra misionera _____

Noticias de Conquis. _____
(use la parte de atrás _____
si necesita) _____

Mes: _____

Año: _____

Arizona Pathfinder Club Monthly Report

**Remember to mail report to your area coordinator every 10th of the month. Late submissions will receive half the points.

- _____ No. of Meetings
- _____ Total Members
- _____ Total in Attendance (Average)
- _____ Total in Uniform
- _____ Total participating in/outreach
- _____ Pathfinders Baptized
- _____ Baptized by PF Involvement
- _____ Staff meeting
- _____ Director's Minute
- _____ Fall Induction Date ___/___/___
- _____ Worked on AY Class Work
- _____ AZ Conference Camporee
- _____ Jamboree (Regional/District Campout)
- _____ Mission Trip

Club Name: _____
Church: _____
Director: _____
Address: _____
City/St/Zip: _____
Phone: _____
Email: _____

Pathfinder of the month: _____

Why Chosen: _____

Honors Worked on _____

Pathfinder Social _____

Pathfinder in/Out Reach _____

Pathfinder News: _____

(use back side if needed) _____

Month: _____

Year: _____

Pathfinder Final Year-End Report
2023-2024
Due to your Area Coordinator by April 25nd

Club Name: _____ Church: _____

Director: _____ Email: _____

Pathfinder year-end membership

____ Number of girls
____ Number of boys
____ Teen girls
____ Teen boys
____ Total Members

Staff

____ Number of adult women
____ Number of adult men
____ Total of Adults

____ Number of TLT girls
____ Number of TLT boys
____ Total of TLT's

Classes Invested

____ Friend
____ Companion
____ Explorer
____ Ranger
____ Voyager
____ Guide
____ Master Guide
____ Trail Friend
____ Trail Companion
____ Wilderness Explorer
____ Wilderness Ranger
____ Frontier Voyager
____ Frontier Guide

Adventist Youth Honors Earned

____ AY Honors
____ AY Master Awards
____ Total Honors/Awards earned

Youth Baptismal Record for this year

____ Ages 10-12
____ Ages 13-15
____ Ages 16-18
____ Young Adult
____ Total Number Baptized

Continuing Education

____ Basic Staff Training
____ Instructor's Certification
____ Counselor JumpStart Certification
____ Other Certification

Pathfinder Club Membership Application

I would like to join the _____ Pathfinder Club. I will attend club meetings, hikes, camping and field trips, missionary adventures and other club activities. I agree to be guided by the rules of the club and the Pathfinder Pledge and Law.

Pathfinder Signature: _____

Pathfinder Pledge

By the grace of God,
I will be pure, kind and true
I will keep the Pathfinder Law
I will be a servant of God
And a friend to man.

Pathfinder Law

1. Keep the Morning Watch
2. Do my honest part
3. Care for my body
4. Keep a level eye
5. Be courteous and obedient
6. Walk softly in the sanctuary
7. Keep a song in my heart
8. Go on God's errands



Registration Fees \$ _____
Club Dues \$ _____
Insurance \$ _____

Name _____ Phone _____ AY Class _____

Address _____ City _____ State _____ Zip _____

School _____ Grade _____ Church _____

I have been a Pathfinder: Yes No
My dad is a Master Guide: Yes No
My mother is a Master Guide: Yes No
Where? _____
My dad has been a Pathfinder: Yes No
My mother has been a Pathfinder: Yes No

Approval by Parents or Guardians

The applicant must be in at least the 5th grade as a Junior Pathfinder, or age 13 as a Teen Pathfinder.

We have read the Pathfinder Pledge and Law and are willing and desirous that the applicant become a Pathfinder. We will assist the applicant in observing the rules of the Pathfinder organization.

In consideration of the benefits derived from membership, we hereby voluntarily waive any claim against the club or the _____ Conference of Seventh-day Adventists for any accidents which may arise in connection with the activities of the Pathfinder club.

As parents we understand that the Pathfinder Club program is an active one for the applicant. It includes many opportunities for service, adventure, and fun. We will cooperate:

1. By learning how we can assist the applicant and his leaders.
2. By encouraging the applicant to take an active part in all activities.
3. By attending events to which parents are invited.
4. By assisting club leaders and by serving as leaders if called upon.
5. By supplying needed information on the Membership Application and Health Record.

We hereby certify that _____ was born on _____
applicant's name *month/day/year*

Signature of father or guardian Father's or guardian's occupation

Signature of mother or guardian Mother's or guardian's occupation

Date of application _____

Pathfinder Health Record

Name _____
Birth Date _____
Social Security Number _____
Date of last Tetanus Booster _____

Allergies to drugs or food:

Special medications or pertinent information:

List of restrictions:



Father's Home Phone _____ Father's Work Phone _____
Mother's Home Phone _____ Mother's Work Phone _____
Emergency Phone (friend or relative) _____
Family Physician Name _____
Family Physician Address _____
Family Physician Phone _____
Insurance Company _____
Insurance Policy Number _____

Authorization to Treat a Minor

I (we) the undersigned parent, parents or legal guardian of: _____
Name of Pathfinder

In case of emergency, I hereby give permission to the physician selected by the club directors to hospitalize, secure proper treatment for and to order injection, anesthesia or surgery for my child.

As parent or legal guardian of the applicant, I am in favor of him/her attending club functions and accept the conditions named. The health history stated is correct so far as I know, and the person herein described has permission to engage in all prescribed club activities except as noted. In addition I have read and understand the Emergency Authorization statement and give my full consent to the terms found therein. Permission for photo copying of this health record is granted.

Date *Parent/Guardian Signature*

This section is for the notary to sign if your state requires it.

Pathfinder Health Records are available through AdventSource, Lincoln, NE 68506

Uniform Policy

Class A Uniform

- ❖ Class A Uniform to be worn on all formal events
- ❖ The following items can be purchased at AdventSource website: www.adventsource.org

❖ Shirts/Blouse

- Staff/Pathfinder:

- Tan long sleeve or short sleeve shirt with two pleated patch pockets with flaps on the chest and shoulder epaulets.

Sleeve length must be consistent among all Staff and Pathfinders

❖ Pants/Skirts

- Female Staff/Pathfinder:

- Slacks – Black, straight leg, pleated front, belt loops, no cuff.
- Skirt – Black, A-line, pleated front, belt loops, hem should be at mid-knee or below.
- No Jeans

Must be consistent among all Female Staff and Pathfinders

- Male Staff/Pathfinder:

- Slacks – Black, straight leg, pleated front, belt loops, no cuff
- No Jeans

❖ Belts and Buckles

- Staff/Pathfinder:

- Black web belts with Pathfinder buckle

❖ Neckerchief and Slide

The sash is worn over the collar.



- **Pathfinders and non-Master Guide staff** - Yellow Pathfinder Neckerchief with black trim stitching and the Pathfinder World logo. The neckerchief is secured with the black fabric Pathfinder Slide.
- **TLT's** - Yellow Pathfinder Neckerchief with red trim stitching and the Pathfinder World logo. The neckerchief is secured with the black fabric Pathfinder Slide.
- **Master Guides** - Yellow Master Guide Neckerchief with red trim stitching, six color Master Guide ribbon and the Master Guide logo. The neckerchief is secured with the blue fabric Master Guide Slide.

❖ Necktie

- **Female Staff/Pathfinder:**
 - Plain black tuxedo tie

❖ Tie

- **Male Staff/Pathfinder:**
 - Plain black tie

❖ Sash

The sash is the personal club history of the Pathfinder. It is worn over the right shoulder, under the neckerchief and preferably under the epaulet.

- Black fabric, may be wide enough for up to 3 honors and as long as the fingertips on the left hand when standing at attention.
- Only one sash is to be worn as part of the uniform.
- Items to be worn on the sash include optional name plate, honors, camporee and fair patches, Pathfinder pins, Adventurer level pins (but not Adventurer Awards).

❖ Shoes

- All black dress shoes or boots with fully closed toe and heels. Heels of no more than 2 inches. If the shoes have laces, the laces must also be all black.

❖ Hosiery

- All black socks, stockings, or knee highs. No designs or patterns. Must be consistent among all club staff and Pathfinders.

❖ TLT's ONLY

- Neckerchief and Slide
 - Yellow Pathfinder Neckerchief with red trim stitching and the Pathfinder World logo. The neckerchief is secured with the black fabric Pathfinder Slide
- Shirts/Blouse
 - White long sleeve or short sleeve shirt with two pleated patch pockets with flaps on the chest and shoulder epaulets. Option must be consistent within the club.

- **Shoulder Cord (Red)**



- The TLT Shoulder Cord is worn to indicate current participation in the TLT program. It is issued upon enrollment in the program, typically at the yearly induction service. Worn on the left shoulder.

- **Optional**

- TLT Patch is worn on the Honor Sash.
- TLT Pin is worn on the left pocket flap.

❖ **Drill/Drum Team Only (Optional)**



- Drill & Drum team members and leaders may wear:
 - White braided cord on left shoulder
 - White Gloves

❖ **Fancy Drill**

- **Head wear**

- Pathfinder Berets, Pathfinder baseball cap, or other headwear are not part of the Pathfinder A uniform in the Arizona Conference. However, it may be worn for fancy drill demonstrations

❖ Director Shoulder Cord (Optional)



- Club Director may wear a Gold (non-metallic) cord on the left shoulder

❖ Master Guides Only

- Neckerchief and Slide
 - Yellow Master Guide Neckerchief with red trim stitching, six color Master Guide ribbon and the Master Guide logo. The neckerchief is secured with the blue fabric Master Guide Slide.
- Jacket (optional)
 - Master Guides who are working with Pathfinders may choose to wear a black uniform jacket with their Class A Pathfinder Uniform or to go without. They may also choose to wear traditional green uniform jacket with green slacks or skirt. They may also forgo the green jacket. All standard Pathfinder Insignia should be in place on the jacket. The Master Guide Neckerchief and Slide is worn in place of the standard Pathfinder Neckerchief and Slide.
 - No mix and match colors of jacket and pants/skirt.



- Master Guide Patch (Optional)
 - The patch is typically worn on the Sash or sewn over the printed Master Guide logo on the Master Guide Neckerchief.

- Master Guide Pin



- Worn on the left chest pocket.

- Master Guide Star Patch and Star with Chevrons Patch



- The Master Guide Star patch will be issued for placement on the uniform sleeve. If the Master Guide has also completed all six IA levels, they will instead be issued a combination Master Guide Star/IA Chevron patch. Master Guides who have not completed all six IA levels do NOT wear any IA Chevrons on their sleeve until they have earned all six.

❖ AYMT Certification Pins

- Pins are placed on the uniform sash.



Basic Staff



Counselor



Instructor



Secretary/Treasurer



Director



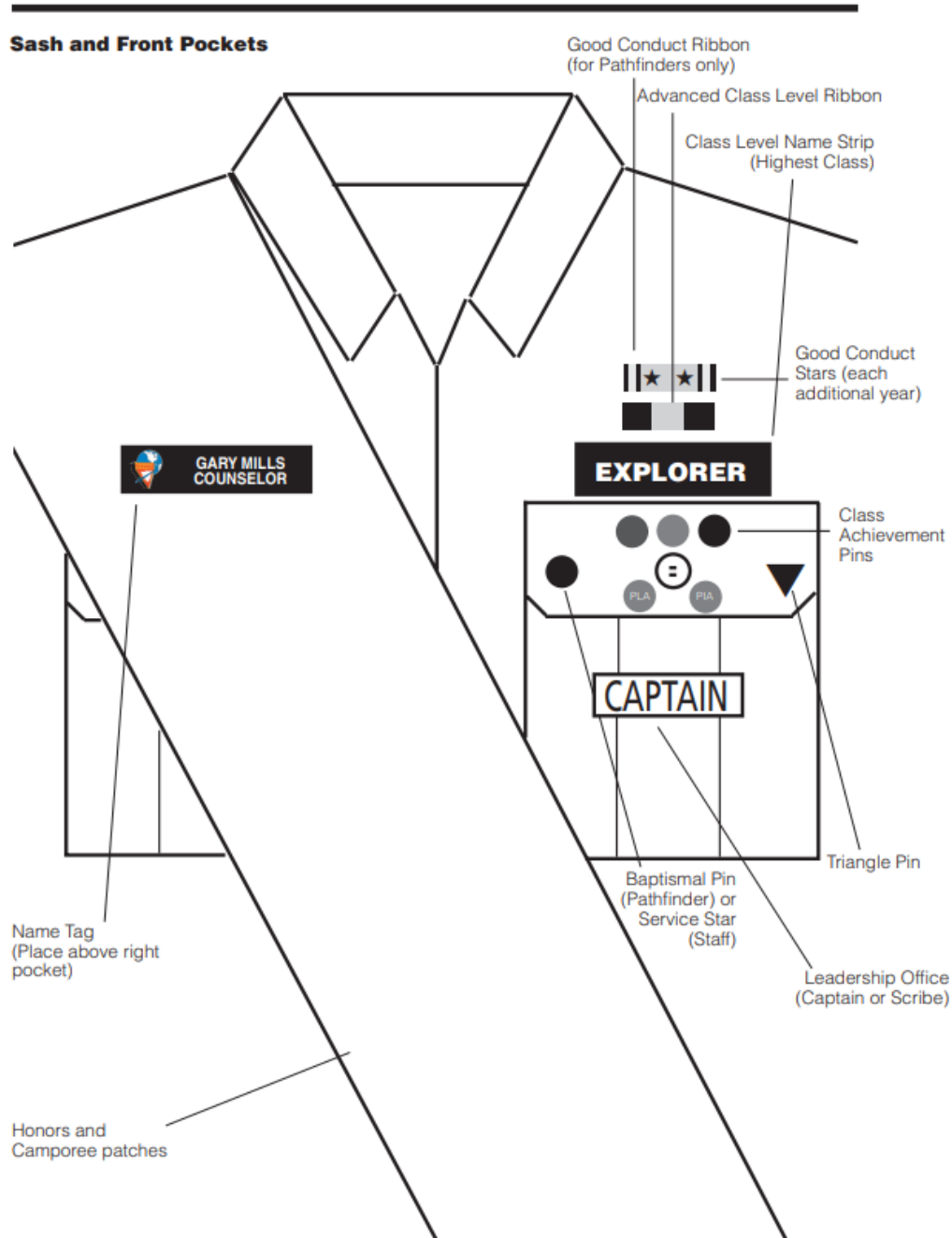
Leadership



Staff Leadership

❖ Insignia and Patch Placement

- Only Pathfinder Insignia and Patches must be worn on uniform






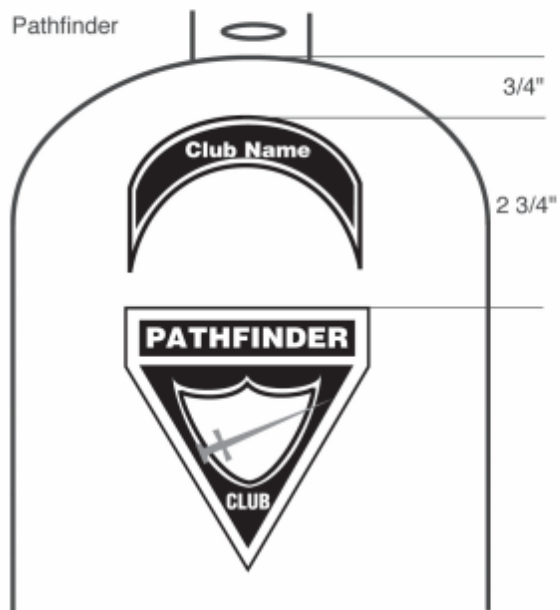
Left Chest Pocket

Right Sleeve

Staff

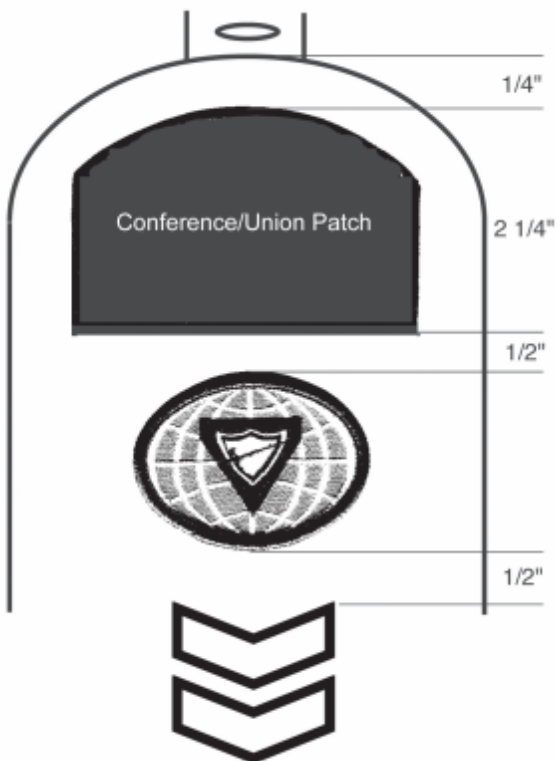


Pathfinder

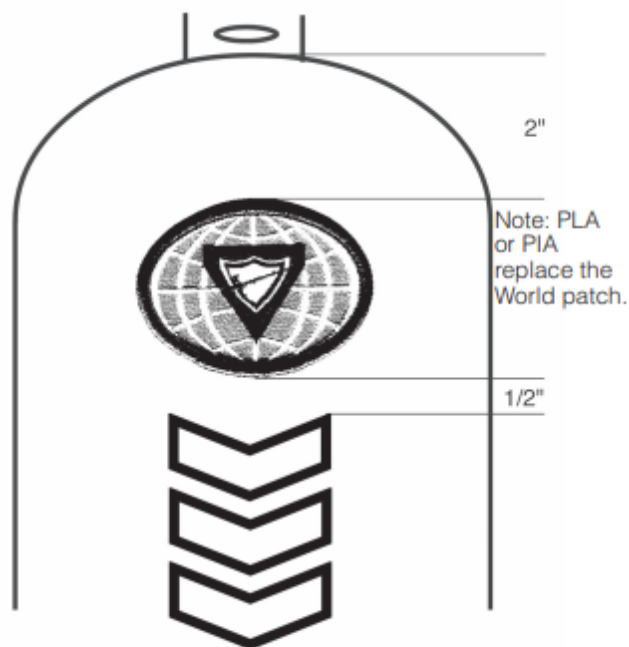


Left Sleeve

With Conference/Union Patch



Without Conference Patch



Patch spacing may need to be adjusted depending on the size of the Conference patch and the chevrons and/or Master Guide Star.



Class C Uniform (Field Uniform)

- ❖ Club specified T-shirt worn with jeans or other non-uniform pants, shorts etc.

AZ PATHFINDER COORDINATORS AND AREAS 2023-2024

Manny Cruz	mannycruz@azconference.org	Arizona Conference Pathfinder Director	
Lily Chairez	ichairez@gmail.com	Arizona Conference Pathfinder Assistant Director	
Lori Orvek	loriorvek@yahoo.com	Arizona Conference Education Coordinator	
Isai Chairez	ichairez@gmail.com	Arizona Conference TLT Coordinator	
Jeff Stevens	doors@largercompany.com	Arizona Conference TLT Advisor	
Mike Wood	azmikewood@cox.net	Arizona Conference Bible Experience Coordinator	
Danally Quintana	dnlyq@aol.com	AZ Conference Bible Experience Assistant Coordinator	
Rolando Valdez	valdezroland@gmail.com	Arizona Conference Master Guide Coordinator	
NORTHERN ARIZONA AREA			
Danally Quintana	dnlyq@aol.com	<ol style="list-style-type: none"> 1. Camp Verde 2. Cottonwood 3. Flagstaff 	<ol style="list-style-type: none"> 4. Payson 5. Prescott 6. Sedona
Rolando Valdez	valdezroland@gmail.com		
SOUTHERN ARIZONA AREA			
Lori Orvek	loriorvek@yahoo.com	<ol style="list-style-type: none"> 1. Green Valley 2. Sierra Vista 3. Tucson Central SP 4. Tucson Desert Valley 	<ol style="list-style-type: none"> 5. Tucson Esperanza SP 6. Tucson Fil-AM 7. Tucson Sharon 8. Nogales Spanish
Isai Chairez	ichairez@gmail.com		
Starr Schwinn	starr.schwinn@gmail.com		
Konrad Schwinn	konschwinn@gmail.com		
WESTERN ARIZONA AREA			
Alexandre Franca	alexandre.o.franca@hotmail.com	<ol style="list-style-type: none"> 1. Avondale SP 2. Clearview 3. Deer Valley SP 4. El Mirage SP 5. Glendale 6. Glendale SP 	<ol style="list-style-type: none"> 7. San Luis SP 8. Shalom SP 9. West Valley SP 10. North Valley SP 11. Yuma Central 12. Yuma SP
Eunice Lopez	elopez@azconference.org		
Armando Metelin	metelinarmando@gmail.com		
EASTERN ARIZONA AREA			
Dalia Carillo	daliacarrillo@gmail.com	<ol style="list-style-type: none"> 1. Apache Junction SP 2. Chandler 3. Chandler Fil-Am 4. Chandler SP 5. East Valley SP 6. Faro del Este SP 	<ol style="list-style-type: none"> 7. Gilbert 8. Mesa SP 9. Mesa Palms 10. Monte Vista SP 11. South Mountain 12. Tempe 13. Monte de Sion Spanish
Uriel Rojas	norma.rojas1025@yahoo.com		
CENTRAL ARIZONA AREA			
Mike Wood	azmikewood@cox.net	<ol style="list-style-type: none"> 1. Beacon Light 2. Camelback 3. Paradise Valley 4. Paradise Valley SP 5. Phoenix Central 6. Phoenix Central SP 7. Phoenix Central Valley SP 8. Thunderbird Scottsdale 	
Jessica Gastelum	jessicagastelum11@gmail.com		

Resources

- ◇ <https://azsdayouth.com/ministries/pathfinders/> (AZ Pathfinder Conference)
- ◇ <https://www.clubministries.org/> (NAD webpage-Home)
- ◇ <https://www.investitureachievement.com/> (Class work resources)
- ◇ <https://www.clubministries.org/pathfinders/pathfinder-honors/> (Honors WikiPage)
- ◇ nadpbe.org (PBE)
- ◇ <https://www.clubministries.org/pathfinder-bst/> (BST Resources)
- ◇ <https://www.nadadventist.org/asv> (Screening Verification)
- ◇ <https://www.adventsource.org/> (Store: Purchase Uniforms, Patches, Pins, March & Drill Manuals, etc)